



BEVERAGE-AIR

Project: _____	AIA#
Item: _____	
Location: _____	SIS#
Approved: _____	

DD78HC DIRECT DRAW DISPENSER

DRAFT BEER EQUIPMENT-DIRECT DRAW DISPENSER

MODEL:
DD78HC-1-B-12T

DD78HC Solid Door Twelve Tap Tower
Hydrocarbon Series



5 Year Parts/Labor Warranty Available
7 Year Compressor Warranty

CABINET CONSTRUCTION

- Exterior features durable black painted steel with galvanized steel back
- Top is made from heavy-duty stainless steel including drip tray
- Interior is galvanized steel on walls and ceiling reinforced floor is heavy-duty stainless steel
- Full electronic control
- Twelve tap tower
- 3-in-1 Draft solution uses a single stainless-steel tap to serve different beverages, such as wine, beer, and coffee (or other non-alcoholic beverages) through silver-lined, anti-microbial tubing that is 100% effective against the top 4 beverage spoiling bacteria
- 3" Stainless steel insulated dispensing tower
- Drain tube located at bottom front of cooler for connection to floor drain
- Door locks
- Self-closing doors with 120° stay-open feature
- Magnetic gaskets provide positive door seal
- Field reversible doors (hinge kit not included)
- Compressor available on left or right, specify at time of unit order

OPTIONS & ACCESSORIES

- 3 Year parts/labor standard, additional 2 year warranty available
- Stainless steel interior lining
- Stainless steel back
- Glass door
- Shelves
- Shelf clips
- Wine models
- Faucet locks
- Glass rinser
- Right or left hinged door
- 2"- 3" Casters or 6" black legs
- No draft/hole cover option
- Remote option* (see note on back on page)

REFRIGERATION SYSTEM

- Refrigeration system uses R290 refrigerant to comply with all environmental concerns
- Automatic, non-electric defrost
- Epoxy coated evaporator coil
- Maintains product temperatures between 36°F and 38°F




Please verify qualifying units by visiting:
www.energystar.gov/cfs

3779 Champion Blvd., Winston-Salem, NC 27105
1-888-845-9800 Fax: 1-336-245-6453
Beverage-Air.com Sales@bevair.com



BEVERAGE-AIR

MODEL	DD78HC-1-B-12T
EXTERNAL DIMENSIONAL DATA	
Width Overall	79"
Depth Overall	29"
Height Overall (floor to top of tap)	52 5/8"
Number of Doors	3
Depth with Door Open 90°	49 1/4"
Door Openings (in)	19 7/8" x 30"
INTERNAL DIMENSIONAL DATA	
NET Capacity (cubic ft.)	33.59
Internal Width Useable (in)	66 1/4"
Internal Depth Overall (in)	23 1/8"
Internal Height Overall (in)	27 3/8"
Number of 1/2 Kegs	4
ELECTRICAL DATA	
Full Load Amperes	5.5
REFRIGERATION DATA	
Horsepower	1/3
Capacity (BTU/Hr)	2392
Heat Rejection (BTU/Hr)	3588
Charge (lbs/grams)	0.2535/115
SHIPPING DATA	
Gross Weight - Crated	478 lbs
Height - Crated	45"
Width - Crated	81"
Depth - Crated	31"

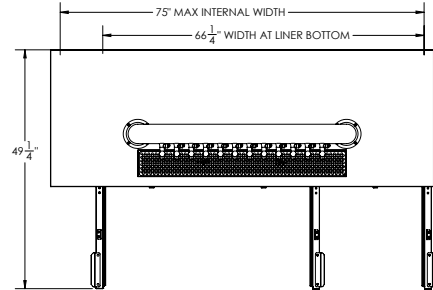
*NOTE: Remote units are field wired and come with 6" legs.
Refrigerant must be specified at time of order.

KEG CAPACITIES: DD78	
	4 x 1/2 std. keg
	4 x 1/2 std. keg, 2 x 1/6 keg
	4 x 1/2 std. keg, 1 x 1/4 slim, 2 x 1/6 keg

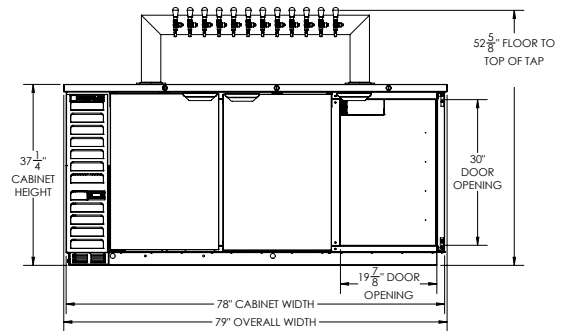
Bar Equipment-Direct Draw Beer Dispenser Model: DD78HC-1-B-12T

Model Views

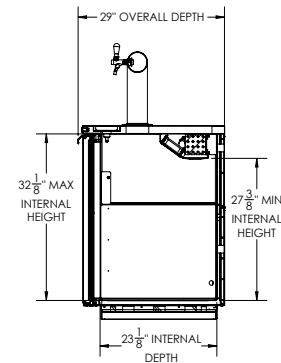
Required Clearance: 5 1/8" bottom



PLAN VIEW



ELEVATION VIEW



SIDE VIEW

ELECTRICAL CONNECTION



115/60/1
NEMA 5-15P

Unit pre-wired at factory
and include 8' long cord
and plug set.

